



**Insurance Operations
Financial Strength Profile**

Introduction

The core financial strength of Ameritas Mutual Holding Company (Ameritas) comes from its insurance companies. These include Ameritas Life Insurance Corp. (Ameritas Life) and Ameritas Life Insurance Corp. of New York (Ameritas Life of New York).

Insurance companies prepare financial statements for their regulators based on statutory accounting practices prescribed or permitted by said regulators, which comprise a comprehensive statutory basis of accounting. The information presented in this document reflects combined statutory basis of accounting results for Ameritas Life and Ameritas Life of New York operations. This information does not represent the financials of the individual insurance companies. If this Insurance Operations Financial Strength Profile is presented in conjunction with a product solicitation, the issuing company's financials must be included.

Delivering on our promises

As a mutual-based organization, we always put customers first. Our long-standing strength continues to support a tradition of striving to deliver the very best products and services, generation after generation. Though we're proud of our ratings¹ from Standard & Poor's and AM Best, we measure our success by how many people we've helped and how many promises we've kept.

The Best's Rating Report and Standard & Poor's Full Analysis Report are available in the Financial Strength section of [Ameritas.com](https://www.ameritas.com).

A+

Standard & Poor's

A+ (Strong) for insurer financial strength.
This is the fifth highest of Standard & Poor's 21 ratings assigned.

A

AM Best

A (Excellent) for insurer financial strength.
This is the third highest of AM Best's 13 ratings assigned.

Capital and surplus/assets ratio

The capital and surplus/assets ratio measures the cushion a company has against a decline in the value of its assets before its surplus is depleted. Higher levels of capital and surplus relative to assets help support a company's operations and growth. The statutory surplus levels of Ameritas Life and Ameritas Life of New York are above Standard & Poor's capital requirements at the 'AAA' rating level.² This represents extremely strong capital which, along with low levels of financial leverage, provides ample financial flexibility to address unforeseen market conditions.

Ameritas Life and Ameritas Life of New York had approximately \$1.9 billion of statutory basis total adjusted capital at June 30, 2020.³ They ended the period with a capital and surplus/assets ratio of 11.4%, which was 25.4% higher than the life industry average capital, and surplus/assets ratio of 9.1%.⁴

Surplus notes/capital and surplus

Surplus notes are a form of debt for mutual insurance organizations. However, on statutory financial statements, this debt is included in the capital structure of insurance companies. Ameritas has one \$50 million long-term debt issue outstanding that matures in 2026, which represented 2.9% of total capital and surplus at June 30, 2020, while the industry average for surplus notes as a percent of total capital and surplus was 9.4% at June 30, 2020.⁴

Ameritas insurance companies' overall debt-to-capital ratio⁷ was 3.7% compared to an insurance industry average of 13.2% as of June 30, 2020.⁴

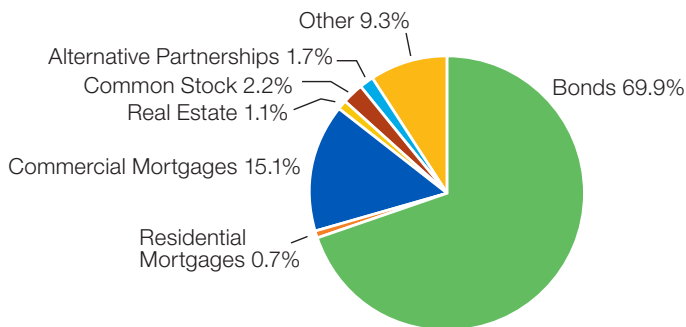
Invested assets

As of June 30, 2020, Ameritas insurance companies' general account⁵ invested assets base was \$14.7 billion. This represented approximately 97% of general account admitted assets. The major asset classes within the general account include bonds at 69.9%, commercial mortgage loans at 15.1%, common stock at 2.2%, residential mortgage loans at 0.7%, real estate at 1.1%, alternative partnerships at 1.7% and other invested assets at 9.3%.

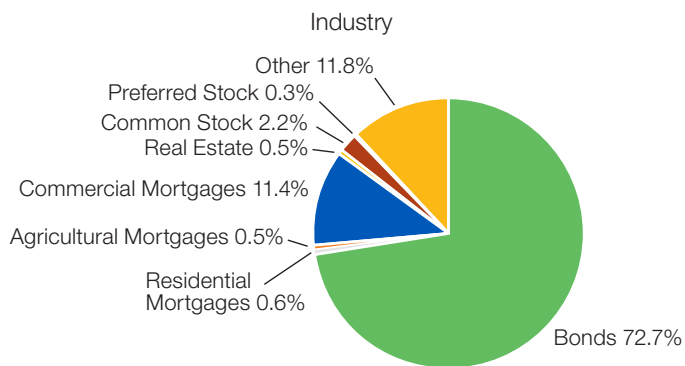
Another way to look at the pie is to add together the bond and commercial mortgage loans sectors, which total about 85% of invested assets. These assets are used to back the insurance products of our life insurance subsidiaries—life, annuity, disability income and retirement plans—and to support surplus. The remainder of the pie is made up of investments that back the surplus of Ameritas insurance companies and are more total return oriented than income oriented. Surplus investments are available to support liquidity and provide a safety cushion during difficult economic periods. Ameritas insurance companies have greater surplus, or cushion, than the industry average.

Diversification of Invested Assets

Ameritas Insurance Companies Assets



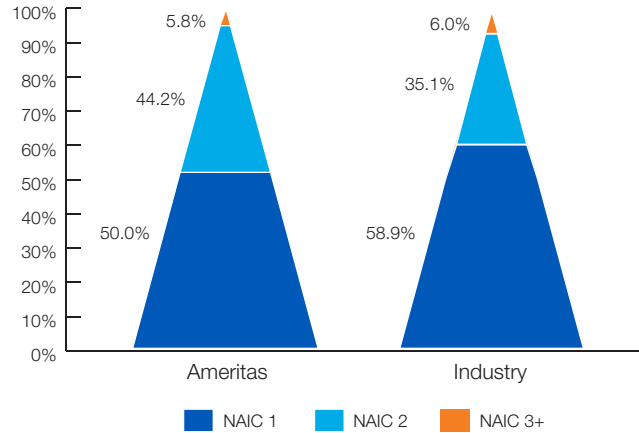
as of 06/30/20



Source: ACLI – 12/31/18

Bonds

Bonds represent 69.9% of the Ameritas insurance companies' invested assets.⁴ The following chart breaks down the total bond portfolio by quality as of June 30, 2020. Approximately 94% is rated at least strong investment grade, comparable to the industry average of approximately 94%.

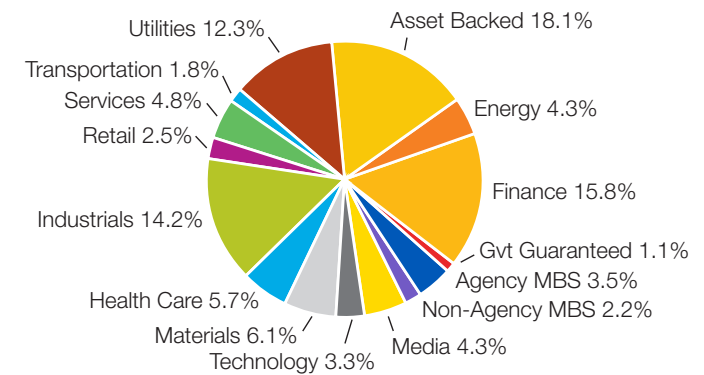


Source: ACLI – 6/30/20

NAIC⁶

The bond portfolio is constructed as a highly diversified portfolio by industry and by issuer. Investment policy limitations are very stringent and limit exposure to industries and issuers. The portfolio contains over 1,000 separate issues and the average position represents approximately 0.6% of surplus.

Bond Portfolio Breakdown by Industry



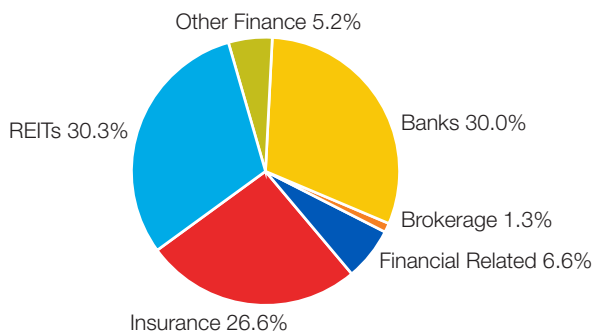
as of 06/30/20

Another example of Ameritas insurance companies' prudent investment discipline is its relatively low exposure to the financial sector, at only 15.8% of the total portfolio, or 21.1% of the corporate bond portfolio. The financial sector is a significant participant in the corporate debt market.

This is illustrated by the exposure to the sector in Bloomberg Barclays US Aggregate Bond Index, a common benchmark used by the industry and a good representation of the bond market. This benchmark's exposure to financials is nearly one and a half times that of Ameritas insurance companies', at 30.5% of corporate bonds.

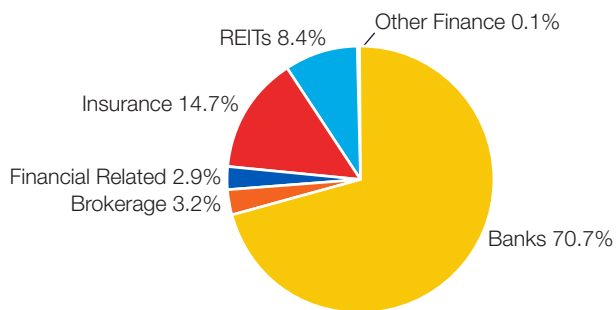
The following charts reflect the diversity within the financial sector, and show that we maintain greater diversity than Bloomberg Barclays US Aggregate Bond Index. We have benefited from this diversification discipline, particularly during times such as the most recent financial crisis, when stress was concentrated on the financial sector.

Financial Sector Breakdown Represents 21.1% of Corporate Bond Portfolio



as of 06/30/20

Financial Sector Breakdown Represents 30.5% of Corporate Bond Portfolio within Bloomberg Barclays US Aggregate Bond Index



Source: Bloomberg Barclays US Corporate Index – 06/30/20

Commercial mortgage loans

Commercial mortgage loans are the second largest asset class within Ameritas insurance companies' invested assets³ portfolio. As of June 30, 2020, commercial mortgage loans amounted to \$2.2 billion, or 15.1% of the total insurance companies' invested assets.⁴

Our commercial mortgage loans are amortizing fixed-rate loans made to property owners and secured by a first lien on the underlying asset. Property types in the commercial mortgage portfolio include office buildings, industrial warehouses, retail properties, apartments and hotels.

The commercial mortgage portfolio is very diverse geographically (see below) and by property type. A large percentage of the loans are self-liquidating and many have short amortization periods, thus faster paydown of the loan.

This chart shows our largest exposure by state.

| | % Portfolio | (Millions) |
|------------|-------------|------------|
| Florida | 9.5% | \$209.5 |
| Texas | 8.6% | \$189.5 |
| Ohio | 8.6% | \$188.9 |
| California | 6.9% | \$151.2 |
| Michigan | 5.4% | \$119.5 |
| Georgia | 5.1% | \$113.3 |
| Utah | 5.0% | \$109.5 |
| Tennessee | 4.0% | \$88.9 |
| Indiana | 3.2% | \$71.3 |
| Arizona | 3.2% | \$70.7 |

as of 06/30/20

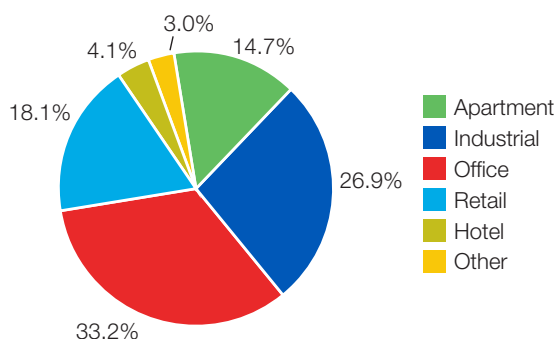
The commercial mortgage loan asset class has been a value-added class, enabling Ameritas insurance companies to generate competitive yields and perform very well relative to the commercial mortgage loan industry.

The performance of this asset class can be attributed to our consistent and conservative underwriting standards.

(continued on page 5)

(continued from page 4)

Commercial Mortgage Loan Exposure by Property Type



as of 06/30/20

Liquidity

Ameritas insurance companies have a solid liquidity profile with access to multiple avenues of funding. Our liquidity as a percentage of liabilities is strong, calculated at 69.1% as of June 30, 2020.

| Multiple Avenues of Funding | (\$ millions) |
|--------------------------------------|------------------|
| 12-Month Cash Flow Forecast | \$1,175.9 |
| Lines of Credit | 15.0 |
| Federal Home Loan Bank Advance Lines | 370.0 |
| U.S. Government Guaranteed | 38.1 |
| Public Bonds* | 6,754.2 |
| Agency MBS/ABS | 298.6 |
| Unaffiliated Common Stock** | 299.8 |
| Cash and Cash Equivalents | 352.6 |
| Total | \$9,304.2 |

as of 06/30/20

*Only includes bonds with market value greater than 95% of cost.

**Only includes unaffiliated public common stock.

Liquidity is enhanced by well-balanced maturity distribution within our consolidated bond portfolio.

| Maturity | Statement Value (\$ millions) | Percent |
|-------------------|-------------------------------|---------------|
| Less than 1 Year* | \$843.7 | 8.3% |
| 1-3 Years | 1,488.9 | 14.6% |
| 3-5 Years | 1,740.3 | 17.1% |
| 5-7 Years | 1,466.5 | 14.4% |
| 7-10 Years | 1,372.3 | 13.5% |
| Beyond 10 Years | 3,269.6 | 32.1% |
| Total | \$10,181.4 | 100.0% |

as of 06/30/20

*Includes cash equivalent short-term investments amounting to \$352.6 million.



Ameritas Life Insurance Corp.

5900 O Street
Lincoln, NE 68510
ameritas.com
800-745-1112

Ameritas Life Insurance Corp. of New York

1350 Broadway, Suite 2201
New York, NY 10018
ameritas.com
877-280-6110

¹ Ameritas Mutual Holding Company's ratings by Standard & Poor's and AM Best include Ameritas Life Insurance Corp. and Ameritas Life Insurance Corp. of New York.

² Standard & Poor's Research Update, March 6, 2020.

³ Total adjusted capital equals capital and surplus plus asset valuation reserves.

⁴ Source: S&P Global Market Intelligence.

⁵ "General account" refers to the general accounts of the life insurance subsidiaries of Ameritas on a consolidated basis, which consolidation is for accounting purposes only.

⁶ National Association of Insurance Commissioners.

⁷ Debt includes surplus notes payable, encumbrances on real estate, and operational borrowings on the balance sheet.

This information is provided by Ameritas®, which is a marketing name for subsidiaries of Ameritas Mutual Holding Company, including, but not limited to: Ameritas Life Insurance Corp., 5900 O Street, Lincoln, Nebraska 68510 and Ameritas Life Insurance Corp. of New York, (licensed in New York) 1350 Broadway, Suite 2201, New York, New York 10018. Each company is solely responsible for its own financial condition and contractual obligations. For more information about Ameritas®, visit ameritas.com.

Ameritas® and the bison design are registered service marks of Ameritas Life Insurance Corp. Fulfilling life® is a registered service mark of affiliate Ameritas Holding Company.

© 2020 Ameritas Mutual Holding Company

Approved for client use.